Conserves Water

Delany Flush Valves are engineered to deliver a preset volume of water, for both "water saver" or "low consumption" fixtures. With proper adjustment, a metered amount of water is delivered to the fixture when it is flushed. Our watermark guarantees a product is ecologically sound and fully adjustable.

ADA Compliant

As with all Delany products, the Delany Hydro-Flush® valve helps to meet the requirements of the Americans with Disabilities Act. The flexibility of the actuator can help to meet the requirements of the "wide side" placement, as well as the force (5 lbf) required for operation.

Delany representatives are readily available to assist in identifying the best installation for a particular situation. These highly qualified sales engineers will work with you to ensure the fastest and most economical flush valve installation possible.

Delany Flush Valves and genuine Delany Renewal Parts are available from Delany stocking distributors.

A complete listing of Delany representatives is available on our website. A list of Delany stocking distributors is available upon request.

Delany Since 1879 Products™

Delany Products
P. O. Box 411
Charlottesville, VA 22902

Tel: (434) 296-0166
Fax: (434) 977-3596
Email: info@delanyproducts.com

www.delanyproducts.com

• Hydro-Flush® • Hydro-Flush® • Hydro-Flush® • Hydro-Flush® • Hydro-Flush® • Hydro-Flush® •

Delany Hydro-Flush®



Delany Since 1879 Products™

• Hydro-Flush® • Hydro-Flush® • Hydro-Flush® • Hydro-Flush® • Hydro-Flush® • Hydro-Flush® •

Whenever Plumbing Installations Require an Innovative Solution,

Turn to the Delany Hydro-Flush®

The Delany Hydro-Flush® is the most adaptable system available for virtually any concealed installation. With total design flexibility for the architect or consulting engineer and easy, fast installation for the contractor, the Delany Hydro-Flush® is the smartest plumbing solution around.

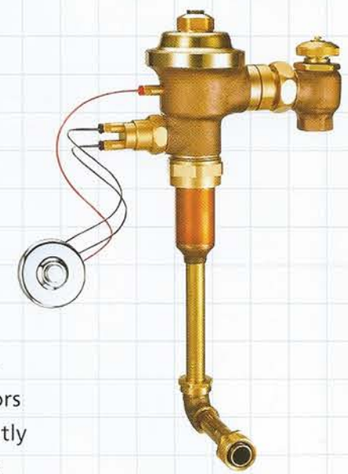

Consider the Advantages...

Total Design Flexibility The Hydro-Flush® conveniently accommodates virtually any wall thickness—an advantage for architects and a time-saver for contractors and installers. The push button actuator can be conveniently located directly on the fixture wall for a clean in-line look or practically anywhere else: on an adjacent side wall or in another room entirely! And because tubing can extend up to 25 feet from the flush valve, the Hydro-Flush® is ideal for institutional installations.

Stability and Longer Wear The double tube system gives the Hydro-Flush® piston stability for longer wear. Tamper-resistant design, minimal assembly, and fewer parts translate into less risk of leakage, less wear and tear, and savings on installation and repair.

Easy installation, tamper-proof service, ADA compliance, and repair simplicity make Delany Hydro-Flush® the most advanced, reliable, and flexible system—for stadiums, airports, schools, prisons—anywhere!

Directly on the Fixture Wall or on a Side Wall...

The Choice is Yours!

Install the Hydro-Flush® push button actuator directly on the fixture wall or on a side wall. A stainless steel face plate on the side wall covers a standard two gang electrical box. A conduit runs between the handle gang box and flush valve gang box. Once the tubing is in place and connected, the system is ready.

Easy Installation

KwikConex fittings and color-coded nylon tubing that can be twisted and coiled for easy storage mean faster, error-free installation. The KwikConex fitting works with an o-ring for sealing. Locking grip teeth hold the tube in place. For easy release, the collar is pushed in and the tubing comes right out. Repair is straightforward and economical. Manufactured with the fewest possible number of parts, the Hydro-Flush® can be easily disassembled with a wrench and a screwdriver. All parts can be quickly and easily renewed without having to buy a whole new system.

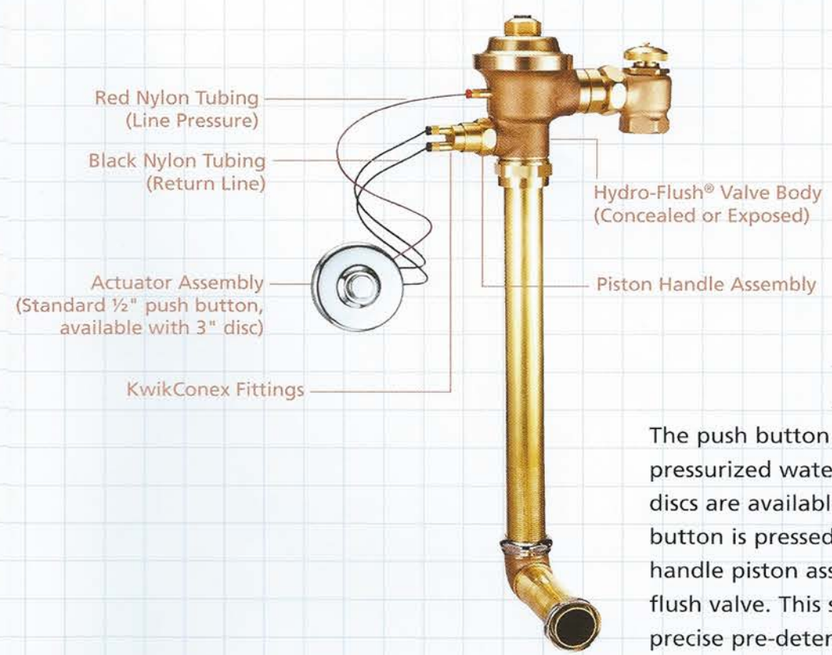

How It Works

The push button actuator assembly is supplied with pressurized water from the supply line. (Extra large 3" discs are available for handicap facilities.) As the push button is pressed, the pressurized water returns to the handle piston assembly, fills the chamber, and trips the flush valve. This starts the flushing cycle, delivering a precise pre-determined flush to the fixture.